

Cass County
Treasurer's
Report

September
2020

**THE CASS COUNTY TREASURER'S REPORT OF RECEIPTS
FOR THE MONTH OF SEPTEMBER, 2020**

Source	2019	2020	
Justice of Peace #1	10,275.60	13,772.68	
Justice of Peace #2	2,696.10	3,561.12	
Justice of Peace #3	18,154.91	15,627.70	
Justice of Peace #4	5,035.45	3,659.70	
Constables	335.00	120.00	
County Clerk	28,607.45	30,051.30	
District Clerk	-	31,198.43	* * * *
Cass County Sheriff	1,555.00	932.00	
Tax Collector	119,612.63	96,647.13	
State of Texas	19,121.61	18,336.43	
State of Texas Reimb	27,058.11	86,004.50	
State of TX COVID (HAVA)	-	-	
Forfeiture/Seizures	-	389.00	
U.S. Treasury	-	-	
Interest	17,750.14	6,165.38	
Royalties	-	-	
Cass County Park	-	-	
Sales	171.60	600.00	
Miscellaneous	4,717.43	510,965.50	* * * *
Miscellaneous Reimb	4,171.15	839.04	
Misc. TAC Claims - Auto	-	-	
Misc. TAC Claims-Property	-	-	
Transferred Funds	-	-	
Sub-Total	259,262.18	818,869.91	
AIP Program	-	-	
DOEP	-	-	
Juvenile Probation	46,884.00	46,661.00	
Adult Probation	21,969.13	19,164.50	
Others/Miscellaneous	8,785.00	7,497.70	
State/Others	165,532.00	168,199.00	
CDA Discretionary	156.04	188.15	
Sub-Total	243,326.17	241,710.35	
Grand Total	502,588.35	1,060,580.26	

NET SALARY **373,219.96** **371,262.03**

* * * * * May 20 Report

RESPECTFULLY SUBMITTED,

* * * * * 505,892.00 - RRFCU & DCU
Cds cashed in.

Donna Early - M. Shores

DONNA EARLY
CASS COUNTY TREASURER

**THE CASS COUNTY TREASURER'S REPORT
OF RECEIPTS AND DISBURSEMENTS
FOR THE MONTH OF SEPTEMBER, 2020**

FUND	BEG. BAL.	RECEIVED	DISBURSED	BALANCE
General	6,101,053.33	1,188,191.58	2,028,295.75	5,260,949.16
Jury Fund	(160,973.19)	183,643.01	19,102.38	3,567.44
Main R & B	343,302.74	307,303.46	399,359.58	251,246.62
H.A.V.A.	5,441.42	3.44	-	5,444.86
TOBACCO SETTLEMENT	1,069,087.06	506,979.92	506,405.35	1,069,661.63
R & B 1	690,573.77	189,287.42	188,878.14	690,983.05
R & B 2	642,243.90	137,955.46	164,335.78	615,863.58
R & B 3	306,174.13	120,965.94	114,155.74	312,984.33
R & B 4	371,863.96	82,629.37	108,489.01	346,004.32
CC PARK	861.01	0.54	-	861.55
FEDERAL ROAD IMPROVMT	1,859.93	1.17	-	1,861.10
LINDEN ENTERPRISE FUND	24.26	0.01	-	24.27
FEDERAL IMPROVMT 0711037	0.47	-	0.47	-
FEMA DR-1999 TX 2011 WF	10.16	-	-	10.16
BEAR CREEK FMAG 2965-2011	4,343.04	2.74	-	4,345.78
TEXAS CDBG CONT. 713069	9.93	-	-	9.93
TEXAS CDBG CONT. 7216247	495.86	0.31	-	496.17
LAW LIBRARY	(28,490.13)	31,045.13	-	2,555.00
CDA ESCROW	324.01	0.20	-	324.21
CDA FORFEITURE	44,498.92	1,227.67	642.75	45,083.84
TEXAS HISTORICAL GRANT	28,053.55	17.45	-	28,071.00
VSO DONATIONS FUND	657.87	0.41	-	658.28
ARK LA TEX SEIZ/FORFT	-	268.45	536.90	(268.45)
CDA FEDERAL FORFEITURE	22,320.71	13.97	-	22,334.68
SHERIFF FED FORFT	4,515.25	2.85	-	4,518.10
SHERIFF OFFICE DONATION FUND	1,998.91	1.26	167.84	1,832.33
ELECTION REIMB FUND	3,017.02	1.90	-	3,018.92
HOME GRANT PROJECTS 2017	22,561.63	76,438.65	61,395.00	37,605.28
E.O. FERAL HOG ABATEMENT PGM	784.95	566.02	339.65	1,011.32
JP TECH/TRANSACTION/SECURITY	122,166.44	12,579.92	12,158.96	122,587.40
CH1701.157 LEOSE DA/SHER/CONST	24,739.47	1,937.64	5,026.02	21,651.09
CTIF 01-034 TXDOT GRANT	756.45	0.47	-	756.92
FEMA 4269	541.17	0.34	-	541.51
TEXAS GRANT CDBG #7219070	7.74	3,201.01	3,200.00	8.75
RIGHT OF WAY	124,847.13	121.30	-	124,968.43
FORESTRY FUND	759,322.11	446.68	-	759,768.79
CARES ACT 2020 HAVA ELECTIONS	33,196.24	20.86	5,083.80	28,133.30
CARES ACT 2020 JUDICIAL	178,986.07	111.35	5,510.37	173,587.05
COMBINED I & S- SERIES 2015	461,508.44	5,026.10	-	466,534.54
CONST & RENOVATION	19,325.82	5.83	-	19,331.65
I & S 2016	75,302.32	1,293.93	-	76,596.25
PAYROLL	14,193.66	-	-	14,193.66
SUB TOTAL	11,291,507.53	2,851,293.76	3,623,083.49	10,519,717.80
JUVENILE PROB	321,366.78	79,864.76	60,081.68	341,149.86
ADULT PROB	230,800.12	159,675.99	147,747.85	242,728.26
SATP TRACK III	16,097.16	32,175.00	9,876.23	38,395.93
COMM SVC RESTITUTION	9,465.46	16,402.00	4,271.78	21,595.68
AIP PROGRAM	(11,418.79)	25,000.00	25,000.00	(11,418.79)
MENTAL HEALTH INT. PRG.	-	21,301.00	7,855.38	13,445.62
CIVIL CHILD SUPPORT PRG.	84,203.52	430.00	371.25	84,262.27
HIGH RISK TREATMENT PRG	1,122.31	29,616.00	9,021.63	21,716.68
DRUG COURT	2,572.34	20,625.00	15,231.00	7,966.34
VETERANS PROGRAM	26,899.95	1,680.00	-	28,579.95
PRE-TRAIL DIVERSION	4,466.57	10,120.00	3,580.46	11,006.11
INDIGENT DEFENSE	50,227.65	31.57	3,232.00	47,027.22
TASK FORCE	932.17	0.58	-	932.75
TASK FORCE PI	45,120.78	564.80	268.45	45,417.13
CDA STATE FUNDS	14,953.33	4,661.54	5,742.94	13,871.93
CDA DISCRETIONARY	8,543.54	320.11	142.74	8,720.91
SUB TOTAL	805,352.89	402,468.35	292,423.39	915,397.85
GRAND TOTAL	12,096,860.42	3,253,762.11	3,915,506.88	11,435,115.65

RESPECTFULLY SUBMITTED,


Donna Early - M. Shore
DONNA EARLY
CASS COUNTY TREASURER

THE CASS COUNTY TREASURER'S REPORT
OF RECEIPTS AND DISBURSEMENTS
FOR THE MONTH OF SEPTEMBER, 2020

CERTIFICATION

WE, THE UNDERSIGNED, certify that we have actually and fully inspected and counted all actual cash and assets in the hands of said Treasurer for the period beginning September 1, 2020 and ending September 30, 2020, and find the same to be true and correct, and order same to be entered upon the minutes of said court as required by Local Government Code, Sec. 114.026.


WITNESS OUR HAND, OFFICIALLY THIS 27TH DAY OF JULY, 2021.



COMMISSIONER, PRECINCT 1




COMMISSIONER, PRECINCT 2




COMMISSIONER, PRECINCT 3



COMMISSIONER, PRECINCT 4


COUNTY JUDGE

SWORN TO AND SUBSCRIBED BY EACH OF THE ABOVE; RESPECTIVELY, THIS 27TH DAY OF
JULY, 2021.


COUNTY CLERK

ACCOUNT NAME	BEGINNING CASH BALANCE	CASH RECEIPTS	CASH DISBURSEMENTS	ENDING CASH BALANCE
2020 010 GENERAL FUND				
CASH-OPERATING	581,811.38	870,039.43	1,333,884.98-	117,965.83
RECEIVABLES	.00	.00	.00	.00
TEXPOOL INVESTMENTS	157,495.42	165,965.40	23,410.77-	142,554.63
CD INVESTMENT	.00	19.12	.00	157,514.54
GB MONEY MARKET	.00	.00	.00	.00
STATE BANK MONEY MARKET	3,100,949.17	1,903.61	521,000.00-	2,581,852.78
LAND, BUILDINGS & IMPROVEMENTS	.00	.00	.00	.00
EQUIPMENT, FURNITURE & FIXTURES	.00	.00	.00	.00
TEXAS CLASS INVESTMENT POOL	2,260,797.36	150,264.02	150,000.00-	2,261,061.38
TEXANA BANK CD	.00	.00	.00	.00
AMT TO BE PROV FOR RET OF DEBT	.00	.00	.00	.00
FUND TOTALS	<u>6,101,053.33</u>	<u>1,188,191.58</u>	<u>2,028,295.75-</u>	<u>5,260,949.16</u>
2020 011 DIST & CO COURT LAW FUND				
CASH-DIST & CO COURT LAW	160,973.19-	180,075.57	19,102.38-	.00
CASH-OPERATING	.00	.00	.00	.00
C D INVESTMENT	.00	.00	.00	.00
RECEIVABLES	.00	3,567.44	.00	3,567.44
TEXPOOL INVESTMENTS	.00	.00	.00	.00
CD INVESTMENT	.00	.00	.00	.00
MAIN GB MONEY MARKET	.00	.00	.00	.00
STATE BANK MONEY MARKET	.00	.00	.00	.00
FUND TOTALS	<u>160,973.19-</u>	<u>183,643.01</u>	<u>19,102.38-</u>	<u>3,567.44</u>
2020 012 MAIN ROAD & BRIDGE				
CASH-MAIN R&B OPERATING	115,829.83	252,692.46	199,359.58-	169,162.71
CASH OPERATING	.00	.00	.00	.00
C D INVESTMENT	.00	.00	.00	.00
RECEIVABLES	.00	54,539.68	.00	54,539.68
TEXPOOL INVESTMENTS	.00	.00	.00	.00
CD INVESTMENT	.00	.00	.00	.00
MAIN GB MONEY MARKET	.00	.00	.00	.00
STATE BANK MONEY MARKET	227,472.91	71.32	200,000.00-	27,544.23
TCLASS MONEY MARKET	.00	.00	.00	.00
FUND TOTALS	<u>343,302.74</u>	<u>307,303.46</u>	<u>399,359.58-</u>	<u>251,246.62</u>
2020 013 H.A.V.A.				
CASH	5,441.42	3.44	.00	5,444.86
CASH-OPERATING	.00	.00	.00	.00
RECEIVABLES	.00	.00	.00	.00
TEXPOOL INVESTMENTS	.00	.00	.00	.00
INVESTMENTS	.00	.00	.00	.00
RECEIVABLES	.00	.00	.00	.00
FUND TOTALS	<u>5,441.42</u>	<u>3.44</u>	<u>.00</u>	<u>5,444.86</u>
2020 014 TOBACCO SETTLEMENT				
TOBACCO SETTLEMENT	.00	.00	.00	.00
CASH	18,558.82	11.73	.00	18,570.55
CASH-OPERATING	.00	.00	.00	.00
C.D. INVESTMENT	.00	.00	.00	.00
RECEIVABLES	.00	.00	.00	.00
TEXPOOL INVESTMENTS	59,361.08	7.18	.00	59,368.26
TOBACCO SETTLEMENT INVEST	.00	.00	.00	.00
GB MONEY MARKET	.00	.00	.00	.00

ACCOUNT NAME	BEGINNING CASH BALANCE	CASH RECEIPTS	CASH DISBURSEMENTS	ENDING CASH BALANCE
2021 016 JUVENILE PROBATION				
CASH - JUVENILE PROBATION	11,190.84	79,754.84	27,000.98	63,944.70
CASH-OPERATING	.00	.00	.00	.00
C D INVESTMENT	.00	.00	.00	.00
RECEIVABLES	3,080.70	.00	3,080.70	.00
TEXPOOL INVESTMENTS	147,415.64	17.85	.00	147,433.49
CD INVESTMENT	.00	.00	.00	.00
GB MONEY MARKET	.00	.00	.00	.00
STATE BANK MONEY MARKET	159,679.60	92.07	30,000.00	129,771.67
FUND TOTALS	<u>321,366.78</u>	<u>79,864.76</u>	<u>60,081.68</u>	<u>341,149.86</u>
2021 017 ADULT PROBATION				
CASH OPERATING-ADULT	39,044.38	129,560.63	70,609.85	19,906.40
CASH-OPERATING	.00	.00	.00	.00
C D INVESTMENT	.00	.00	.00	.00
RECEIVABLES	7,138.00	.00	7,138.00	.00
TEXPOOL INVESTMENTS	111,923.38	13.55	.00	111,936.93
CD INVESTMENT	.00	.00	.00	.00
GB MONEY MARKET	.00	.00	.00	.00
STATE BANK MONEY MARKET	150,783.12	30,101.81	70,000.00	110,884.93
FUND TOTALS	<u>230,800.12</u>	<u>159,675.99</u>	<u>147,747.85</u>	<u>242,728.26</u>
2021 019 SATP TRACK III				
CASH	1,097.16	32,175.00	9,876.23	23,395.93
CASH-OPERATING	.00	.00	.00	.00
RECEIVABLES	.00	.00	.00	.00
CD INVESTMENTS	.00	.00	.00	.00
GB MONEY MARKET	.00	.00	.00	.00
STATE BANK MONEY MARKET	15,000.00	.00	.00	15,000.00
FUND TOTALS	<u>16,097.16</u>	<u>32,175.00</u>	<u>9,876.23</u>	<u>38,395.93</u>
2021 020 COMMUNITY SVC RESTITUTION				
CASH OPERATING-CSR	9,465.46	16,402.00	4,271.78	21,595.68
CASH-OPERATING	.00	.00	.00	.00
RECEIVABLES	.00	.00	.00	.00
CD INVESTMENTS	.00	.00	.00	.00
GB MONEY MARKET	.00	.00	.00	.00
STATE BANK MONEY MARKET	.00	.00	.00	.00
FUND TOTALS	<u>9,465.46</u>	<u>16,402.00</u>	<u>4,271.78</u>	<u>21,595.68</u>
2020 021 ROAD AND BRIDGE #1				
CASH-ROAD & BRIDGE#1 OPERATING	16,467.15	136,098.60	109,878.14	9,753.31
CASH-OPERATING	.00	.00	.00	.00
C D INVESTMENT	.00	.00	.00	.00
RECEIVABLES	.00	.00	.00	.00
TEXPOOL INVESTMENTS	85,946.20	10.40	.00	85,956.60
CD INVESTMENT	.00	.00	.00	.00
MAIN GB MONEY MARKET	.00	.00	.00	.00
FUND TOTALS	<u>92,413.35</u>	<u>136,109.00</u>	<u>109,878.14</u>	<u>9,753.31</u>

ACCOUNT NAME	BEGINNING CASH BALANCE	CASH RECEIPTS	CASH DISBURSEMENTS	ENDING CASH BALANCE
STATE BANK MONEY MARKET	209,705.20	53,130.39	79,000.00	183,835.59
TCLASS MONEY MARKET	411,389.52	189,287.42	188,878.14	411,437.55
FUND TOTALS	690,704.72	242,417.81	267,878.14	690,983.05
2020 022 ROAD AND BRIDGE #2	23,442.82	125,693.00	92,335.78	9,914.40
CASH-ROAD & BRIDGE#2 OPERATING	.00	.00	.00	.00
CASH-OPERATING	.00	.00	.00	.00
C D INVESTMENT	.00	.00	.00	.00
RECEIVABLES	96,137.85	11.64	.00	96,149.49
TEXPOOL INVESTMENTS	.00	.00	.00	.00
CD INVESTMENT	.00	.00	.00	.00
GB MONEY MARKET	401,377.95	12,231.19	72,000.00	341,609.14
STATE BANK MONEY MARKET	168,170.92	19.63	.00	168,190.55
TCLASS MONEY MARKET	642,243.90	137,955.46	164,335.78	615,863.58
FUND TOTALS	30,354.30	92,813.71	52,155.74	10,303.67
2020 023 ROAD AND BRIDGE #3	.00	.00	.00	.00
CASH - ROAD & BRIDGE #3 OPER	.00	.00	.00	.00
CASH-OPERATING	.00	.00	.00	.00
C D INVESTMENT	.00	.00	.00	.00
RECEIVABLES	28,497.05	3.45	.00	28,500.50
TEXPOOL INVESTMENTS	.00	.00	.00	.00
CD INVESTMENT	.00	.00	.00	.00
GB MONEY MARKET	255,629.07	28,142.67	62,000.00	221,771.74
STATE BANK MONEY MARKET	52,402.31	6.11	.00	52,408.42
TCLASS INVESTMENT POOL	306,174.13	120,965.94	114,155.74	312,984.33
FUND TOTALS	7,302.08	82,459.17	64,489.01	10,668.08
2020 024 ROAD AND BRIDGE #4	.00	.00	.00	.00
CASH-ROAD & BRIDGE#4 OPERAT.	.00	.00	.00	.00
CASH-OPERATING	.00	.00	.00	.00
C D INVESTMENT	.00	.00	.00	.00
RECEIVABLES	81,475.13	9.86	.00	81,484.99
TEXPOOL INVESTMENTS	.00	.00	.00	.00
CD INVESTMENT	.00	.00	.00	.00
MAIN GB MONEY MARKET	276,730.14	157.90	44,000.00	232,888.04
STATE BANK MONEY MARKET	20,960.77	2.44	.00	20,963.21
TCLASS INVESTMENT POOL	371,863.96	82,629.37	108,489.01	346,004.32
FUND TOTALS	11,418.79	25,000.00	25,000.00	11,418.79
2021 025 AIP PROGRAM	.00	.00	.00	.00
CASH-OPERATING	.00	.00	.00	.00
C D INVESTMENTS	.00	.00	.00	.00
RECEIVABLES	.00	.00	.00	.00
TEXPOOL INVESTMENTS	.00	.00	.00	.00
C D INVESTMENT	.00	.00	.00	.00
FUND TOTALS	861.01	.54	.00	861.55
2020 028 CASS COUNTY PARK	.00	.00	.00	.00
CASH COUNTY PARKS	861.01	.54	.00	861.55
CASH OPERATING - CC PARKS	.00	.00	.00	.00
CASH-OPERATING	.00	.00	.00	.00
TEXPOOL INVESTMENTS	.00	.00	.00	.00
FUND TOTALS	861.01	.54	.00	861.55
2020 029 FEDERAL-ROAD IMPROVMT 0710197	1,859.93	1.17	.00	1,861.10
CASH-				

ACCOUNT NAME	BEGINNING CASH BALANCE	CASH RECEIPTS	CASH DISBURSEMENTS	ENDING CASH BALANCE
2020 030 LINDEN ENTERPRISE FUND				
CASH	24.26	.01	.00	24.27
CASH-OPERATING	.00	.00	.00	.00
RECEIVABLES-ROAD IMPROVEMENT	.00	.00	.00	.00
TEXPOOL INVESTMENTS	.00	.00	.00	.00
CD INVESTMENTS	.00	.00	.00	.00
MONEY MARKET GB	.00	.00	.00	.00
STATE BANK MONEY MARKET	.00	.00	.00	.00
FUND TOTALS	24.26	.01	.00	24.27
2020 032 FEDERAL IMPROVEMENT 0711037				
CASH	.47	.00	.47-	.00
CASH - OPERATING	.00	.00	.00	.00
RECEIVABLES	.00	.00	.00	.00
TEXPOOL INVESTMENTS	.00	.00	.00	.00
CD INVESTMENTS	.00	.00	.00	.00
MONEY MARKET GB	.00	.00	.00	.00
STATE BANK MONEY MARKET	.47	.00	.47-	.00
FUND TOTALS	.47	.00	.47-	.00
2021 034 MENTAL HEALTH INITIATIVE PRG				
CASH	.00	21,301.00	7,855.38-	13,445.62
CASH-OPERATING	.00	.00	.00	.00
CD INVESTMENTS	.00	.00	.00	.00
RECEIVABLES	.00	.00	.00	.00
TEXPOOL INVESTMENTS	.00	.00	.00	.00
CD INVESTMENTS	.00	.00	.00	.00
MONEY MARKET GB	.00	.00	.00	.00
STATE BANK MONEY MARKET	.00	.00	.00	.00
FUND TOTALS	.00	21,301.00	7,855.38-	13,445.62
2021 035 CIVIL CHILD SUPPORT PROGRAM				
CASH	32,393.52	430.00	61.25-	32,762.27
CASH-OPERATING	.00	.00	.00	.00
CD INVESTMENTS	.00	.00	.00	.00
RECEIVABLES	310.00	.00	310.00-	.00
CD INVESTMENTS	.00	.00	.00	.00
GB MONEY MARKET	.00	.00	.00	.00
STATE BANK MONEY MARKET	51,500.00	.00	.00	51,500.00
FUND TOTALS	84,203.52	430.00	371.25-	84,262.27
2020 036 FEMA DR-1999-TX 2011 WILDFIRES				
CASH	10.16	.00	.00	10.16
CASH-OPERATING	.00	.00	.00	.00
RECEIVABLES	.00	.00	.00	.00
TEXPOOL INVESTMENTS	.00	.00	.00	.00
INTEREST DISTRIBUTION	.00	.00	.00	.00
RECEIVABLES	.00	.00	.00	.00
FUND TOTALS	10.16	.00	.00	10.16
2021 037 HIGH RISK TREATMENT PROGRAM				
CASH	1,122.31	29,616.00	9,021.63-	21,716.68

ACCOUNT NAME	BEGINNING CASH BALANCE	CASH RECEIPTS	CASH DISBURSEMENTS	ENDING CASH BALANCE
2020 038 BEAR CREEK FMAG 2965-2011				
CASH	4,343.04	2.74	.00	4,345.78
CASH - OPERATING	.00	.00	.00	.00
RECEIVABLES	.00	.00	.00	.00
TEXPOOL INVESTMENTS	.00	.00	.00	.00
INVESTMENTS	.00	.00	.00	.00
MONEY MARKET GB	.00	.00	.00	.00
STATE BANK MONEY MARKET	.00	.00	.00	.00
FUND TOTALS	1,122.31	29,616.00	9,021.63	21,716.68
2020 039 TEXAS CDBG CONTRACT 713069				
CASH	9.93	.00	.00	9.93
CASH - OPERATING	.00	.00	.00	.00
RECEIVABLES	.00	.00	.00	.00
TEXPOOL INVESTMENTS	.00	.00	.00	.00
INVESTMENTS	.00	.00	.00	.00
FUND TOTALS	9.93	.00	.00	9.93
2020 040 TEXAS CDBG CONTRACT 7216247				
CASH	495.86	.31	.00	496.17
TEXPOOL INVESTMENTS	.00	.00	.00	.00
INVESTMENTS	.00	.00	.00	.00
GB MONEY MARKET	.00	.00	.00	.00
STATE BANK MONEY MARKET	.00	.00	.00	.00
FUND TOTALS	495.86	.31	.00	496.17
2020 041 LAW LIBRARY				
CASH - LAW LIBRARY OPERATING	28,490.13	28,490.13	.00	.00
CASH OPERATING	.00	.00	.00	.00
C D INVESTMENT	.00	.00	.00	.00
RECEIVABLES	.00	2,555.00	.00	2,555.00
CD INVESTMENT	.00	.00	.00	.00
FUND TOTALS	28,490.13	31,045.13	.00	2,555.00
2020 042 INDIGENT DEFENSE GRANT (SB7)				
INDIGENT DEFENSE GRANT (SB7)	.00	.00	.00	.00
CASH - INDIGENT DEFENSE	35,208.48	22.26	3,232.00	31,998.74
CASH OPERATING	.00	.00	.00	.00
CD INVESTMENT	.00	.00	.00	.00
RECEIVABLES	.00	.00	.00	.00
TEXPOOL INVESTMENTS	.00	.00	.00	.00
BANK INVESTMENTS	.00	.00	.00	.00
MONEY MARKET GB	.00	.00	.00	.00
STATE BANK MONEY MARKET	.00	.00	.00	.00
FUND TOTALS	15,019.17	9.31	3,232.00	15,028.48
	50,227.65	31.57		47,027.22
2020 043 DIST ATT, ESCROW ACCOUNT				
DIST ATT. ESCROW ACCOUNT	.00	.00	.00	.00
CASH OPERATING-DA ESCROW ACCT	324.01	.20	.00	324.21

ACCOUNT NAME	BEGINNING CASH BALANCE	CASH RECEIPTS	CASH DISBURSEMENTS	ENDING CASH BALANCE
2020 044 C.D.A. FORFEITURE ACCOUNT				
C.D.A. FORFEITURE ACCOUNT	.00	.00	.00	.00
CASH OPERATING	14,796.84	9.15	42.75	14,763.24
C D INVESTMENT	.00	.00	.00	.00
RECEIVABLES	.00	.00	.00	.00
TEXPOOL INVESTMENTS	.00	.00	.00	.00
CD INVESTMENT	.00	.00	.00	.00
MONEY MARKET GB	.00	.00	.00	.00
STATE BANK MONEY MARKET	.00	.00	.00	.00
FUND TOTALS	324.01	.20	.00	324.21
2020 045 REGIONAL INTRASTATE TASK FORCE				
ARK-LA-TEX NARC TASK FORCE				
REGIONAL TASK FRC CASH	929.71	932.17	.00	930.37
CASH OPERATING	.00	66.50	.00	66.50
C D INVESTMENTS	.00	.00	.00	.00
RECEIVABLES	.00	.00	.00	.00
TEXPOOL INVESTMENTS	.00	.00	.00	.00
CD INVESTMENTS	.00	.00	.00	.00
STATE BANK MONEY MARKET	.00	.00	.00	.00
FUND TOTALS	929.71	932.17	.00	930.37
2020 046 TASK FORCE PROGRAM INCOME				
TASK FORCE PROGRAM INCOME				
TF PROGRAM INCOME-CASH	8,275.70	8,297.72	5.93	8,281.63
CASH OPERATING	.00	541.97	.00	541.97
CD INVESTMENTS	.00	.00	.00	.00
RECEIVABLES	.00	.00	.00	.00
TEXPOOL INVESTMENTS	.00	.00	.00	.00
INVESTMENTS	.00	.00	.00	.00
GB MONEY MARKET	.00	.00	.00	.00
STATE BANK MONEY MARKET	36,730.31	21.57	22.83	36,751.88
FUND TOTALS	45,006.01	27.50	22.83	45,033.51
2020 047 CDA-STATE FUNDS				
CDA STATE FUNDS				
CASH	14,953.33	6.83	5,742.94	9,217.22
CASH OPERATING	.00	.00	.00	.00
CD INVESTMENTS	.00	.00	.00	.00
RECEIVABLES	.00	4,654.71	.00	4,654.71
TEXPOOL INVESTMENTS	.00	.00	.00	.00
CD INVESTMENTS	.00	.00	.00	.00
FUND TOTALS	14,953.33	4,661.54	5,742.94	13,871.93
2020 048 TEXAS HISTORICAL GRANT				
CASH	.00	.00	.00	.00

045 + 046 Changed FY from June-May to October-September in March 2021.
 This report is reporting information from June 2020 in stead of September 2020.
 Information written in Red is the correct information for September 2020.

ACCOUNT NAME	BEGINNING CASH BALANCE	CASH RECEIPTS	CASH DISBURSEMENTS	ENDING CASH BALANCE
2020 049 VSO GRANT FUND				
CASH	5,076.03	3.20	.00	5,079.23
CASH-OPERATING	.00	.00	.00	.00
CD INVESTMENTS	.00	.00	.00	.00
RECEIVABLES	.00	.00	.00	.00
CD INVESTMENTS	.00	.00	.00	.00
GB MONEY MARKET	.00	.00	.00	.00
STATE BANK MONEY MARKET	22,977.52	14.25	.00	22,991.77
FUND TOTALS	28,053.55	17.45	.00	28,071.00
2020 049 VSO GRANT FUND				
CASH	657.87	.41	.00	658.28
CASH-OPERATING	.00	.00	.00	.00
RECEIVABLES	.00	.00	.00	.00
FUND TOTALS	657.87	.41	.00	658.28
2020 050 ARK LA TEX SEIZ/FORFT.FUND				
ARK-LA-TEX FORF/SEIZ.	.00	268.45	536.90	268.45
CASH	.00	.00	.00	.00
CASH-OPERATING	.00	.00	.00	.00
C D INVESTMENTS	.00	.00	.00	.00
TEXPOOL INVESTMENTS	.00	.00	.00	.00
CD INVESTMENT	.00	.00	.00	.00
FUND TOTALS	.00	268.45	536.90	268.45
2020 051 CDA FORFEITURE FUNDS				
CDA FEDERAL FORFEITURES FUND				
CASH	11,550.39	7.30	.00	11,557.69
CASH-OPERATING	.00	.00	.00	.00
C D INVESTMENTS	.00	.00	.00	.00
TEXPOOL INVESTMENTS	.00	.00	.00	.00
CD INVESTMENT	.00	.00	.00	.00
MONEY MARKET	.00	.00	.00	.00
STATE BANK MONEY MARKET	10,770.32	6.67	.00	10,776.99
FUND TOTALS	22,320.71	13.97	.00	22,334.68
2020 052 SHERIFF FEDERAL FORFEITURES				
SHERIFF FEDERAL FORFEITURES				
CASH	4,515.25	2.85	.00	4,518.10
CASH-OPERATING	.00	.00	.00	.00
C D INVESTMENTS	.00	.00	.00	.00
TEXPOOL INVESTMENTS	.00	.00	.00	.00
CD INVESTMENTS	.00	.00	.00	.00
MONEY MARKET GB	.00	.00	.00	.00
STATE BANK MONEY MARKET	.00	.00	.00	.00
FUND TOTALS	4,515.25	2.85	.00	4,518.10
2020 053 SHERIFF OFFICE DONATIONS FUND				
SHERIFF OFFICE DONATIONS FUND				
CASH	1,998.91	1.26	167.84	1,832.33
CASH-OPERATING	.00	.00	.00	.00
RECEIVABLES	.00	.00	.00	.00
FUND TOTALS	1,998.91	1.26	167.84	1,832.33
2020 054 ELECTION REIMBURSEMENT FUND				
ELECTION REIMBURSEMENT FUND				
CASH	3,017.02	1.90	.00	3,018.92
CASH-OPERATING	.00	.00	.00	.00
RECEIVABLES	.00	.00	.00	.00
FUND TOTALS	3,017.02	1.90	.00	3,018.92

ACCOUNT NAME	BEGINNING CASH BALANCE	CASH RECEIPTS	CASH DISBURSEMENTS	ENDING CASH BALANCE
2020 055 HOME GRANT PROJECTS 2017				
CASH	.00	.00	.00	.00
CASH	22,561.63	61,372.65	61,395.00	22,539.28
CASH-OPERATING	.00	.00	.00	.00
CD INVESTMENTS	.00	.00	.00	.00
A/R	.00	.00	.00	.00
RECEIVABLES	.00	15,066.00	.00	15,066.00
FUND TOTALS	22,561.63	76,438.65	61,395.00	37,605.28
2020 056 E. O. FERAL HOG ABATEMENT PGM				
CASH	784.95	429.79	339.65	875.09
CASH-OPERATING	.00	.00	.00	.00
RECEIVABLES	.00	136.23	.00	136.23
FUND TOTALS	784.95	566.02	339.65	1,011.32
2020 057 JP TECH/TRANSACTION/SECURITY				
CASH	37,065.13	2,523.65	12,158.96	27,429.82
CASH-OPERATING	.00	.00	.00	.00
RECEIVABLES	.00	.00	.00	.00
STATE BANK MONEY MARKET	85,101.31	10,056.27	.00	95,157.58
TCLASS MONEY MARKET	.00	.00	.00	.00
FUND TOTALS	122,166.44	12,579.92	12,158.96	122,587.40
2020 058 CH1701.157 LEOSE DA/SHER/CONST				
CASH	24,739.47	1,937.64	5,026.02	21,651.09
CASH-OPERATING	.00	.00	.00	.00
RECEIVABLES	.00	.00	.00	.00
FUND TOTALS	24,739.47	1,937.64	5,026.02	21,651.09
2020 059 TEOAF TASK FORCE GRANT				
CASH	.00	.00	.00	.00
RECEIVABLES	.00	.00	.00	.00
MAIN MONEY MARKET GB	.00	.00	.00	.00
STATE BANK MONEY MARKET	.00	.00	.00	.00
FUND TOTALS	.00	.00	.00	.00
2020 062 CTIF-01-034 TXDOT GRANT				
CASH	756.45	.47	.00	756.92
CASH-OPERATING	.00	.00	.00	.00
GB MONEY MARKET	.00	.00	.00	.00
STATE BANK MONEY MARKET	.00	.00	.00	.00
FUND TOTALS	756.45	.47	.00	756.92
2021 063 CASS COUNTY DRUG COURT				
CASH	21,792.52	20,625.00	15,231.00	16,398.52
CD INVESTMENTS	.00	.00	.00	.00
RECEIVABLES	24,364.86	.00	.00	24,364.86
TEXPOOL INVESTMENTS	.00	.00	.00	.00
GB MONEY MARKET	.00	.00	.00	.00
FUND TOTALS	2,572.34	20,625.00	15,231.00	7,966.34
2021 064 VETERANS PROGRAM				
CASH	26,899.95	1,680.00	.00	28,579.95
CASH-OPERATING	.00	.00	.00	.00
CD INVESTMENTS	.00	.00	.00	.00
RECEIVABLES	.00	.00	.00	.00

ACCOUNT NAME	BEGINNING CASH BALANCE	CASH RECEIPTS	CASH DISBURSEMENTS	ENDING CASH BALANCE
2020 065 FEMA 4269				
CASH	541.17	.34	.00	541.51
GB MONEY MARKET	.00	.00	.00	.00
STATE BANK MONEY MARKET	.00	.00	.00	.00
FUND TOTALS	541.17	.34	.00	541.51
2021 067 PRE-TRIAL DIVERSION				
CASH-PR-TRIAL DIVERSION	4,406.57	10,120.00	3,520.46	11,006.11
CASH-OPERATING	.00	.00	.00	.00
RECEIVABLES	60.00	.00	60.00	.00
FUND TOTALS	4,466.57	10,120.00	3,580.46	11,006.11
2020 069 TEXAS GRANT CDBG # 7219070				
CASH	7.74	3,201.01	3,200.00	8.75
RECEIVABLES	.00	.00	.00	.00
TEXPOOL INVESTMENTS	.00	.00	.00	.00
STATE BANK MONEY MARKET	.00	.00	.00	.00
FUND TOTALS	7.74	3,201.01	3,200.00	8.75
2020 070 RIGHT OF WAY FUND				
CASH -RIGHT OF WAY OPERATING	20,515.91	44.30	.00	20,560.21
CASH-OPERATING	.00	.00	.00	.00
C D INVESTMENT	.00	.00	.00	.00
RECEIVABLES	.00	12.29	.00	12.29
TEXPOOL INVESTMENTS	.00	.00	.00	.00
CD INVESTMENT	.00	.00	.00	.00
MAIN MONEY MARKET GB	.00	.00	.00	.00
STATE BANK MONEY MARKET	104,331.22	64.71	.00	104,395.93
FUND TOTALS	124,847.13	121.30	.00	124,968.43
2020 071 CTIF FY 2020 TXDOT GRANT				
CASH	.00	.00	.00	.00
RECEIVABLES	.00	.00	.00	.00
TEXPOOL INVESTMENTS	.00	.00	.00	.00
STATE BANK MONEY MARKET	.00	.00	.00	.00
FUND TOTALS	.00	.00	.00	.00
2020 072 CASS COUNTY FORESTRY FUND				
CASH-CASS COUNTY FORESTRY FUND	25,090.52	15.86	.00	25,106.38
CASH OPERATING	.00	.00	.00	.00
C D INVESTMENT	.00	.00	.00	.00
RECEIVABLES	49,365.00	5.97	.00	49,370.97
TEXPOOL INVESTMENTS	.00	.00	.00	.00
CD INVESTMENT	.00	.00	.00	.00
MAIN GB MONEY MARKET	.00	.00	.00	.00
STATE BANK MONEY MARKET	684,866.59	424.85	.00	685,291.44
MAIN TEXAR CD	.00	.00	.00	.00
TCLASS INVESTMENT POOL	759,322.11	446.68	.00	759,768.79
FUND TOTALS	759,322.11	446.68	.00	759,768.79
2020 077 CARES ACT 2020 HAVA ELECTIONS				
CASH	23,183.47	14.66	5,083.80	18,114.33

ACCOUNT NAME	BEGINNING CASH BALANCE	CASH RECEIPTS	CASH DISBURSEMENTS	ENDING CASH BALANCE
2020 078 CARES ACT 2020-JUDICIAL				
CASH	28,794.22	18.19	5,510.37	23,302.04
CASH-OPERATING	.00	.00	.00	.00
RECEIVABLES	.00	.00	.00	.00
STATE BANK MONEY MARKET	150,191.85	93.16	.00	150,285.01
FUND TOTALS	178,986.07	111.35	5,510.37	173,587.05
2020 084 COMBINED INTEREST & SINKING				
CASH	15,569.08	9.60	.00	15,578.68
CASH-OPERATING	.00	.00	.00	.00
CD INVESTMENT	.00	.00	.00	.00
RECEIVABLES	.00	1,271.45	.00	1,271.45
TEXPOOL INVESTMENTS	.00	.00	.00	.00
BANK INVESTMENTS	.00	.00	.00	.00
STATE BANK MONEY MARKET	445,939.36	3,745.05	.00	449,684.41
CI&S GB MM	461,508.44	5,026.10	.00	466,534.54
FUND TOTALS	15,569.08	4,33	.00	19,331.65
2020 085 LAW ENFORC. CONSTRUCTION FUND				
06 CONSTRUCTION & RENOVATION	6,861.69	4.33	.00	6,866.02
CASH OPERATING	.00	.00	.00	.00
C D INVESTMENT	.00	.00	.00	.00
TEXPOOL INVESTMENTS	12,464.13	1.50	.00	12,465.63
CD INVESTMENTS	.00	.00	.00	.00
MAIN MONEY MARKET GB	.00	.00	.00	.00
STATE BANK MONEY MARKET	.00	.00	.00	.00
FUND TOTALS	19,325.82	5.83	.00	19,331.65
2020 086 INTEREST & SINK SERIES 2016				
CASH	9,766.63	6.02	.00	9,772.65
CASH OPERATING	.00	.00	.00	.00
CD INVESTMENTS	.00	.00	.00	.00
RECEIVABLES	.00	377.49	.00	377.49
TEXPOOL INVESTMENTS	.00	.00	.00	.00
BANK INVESTMENTS	.00	.00	.00	.00
STATE BANK MONEY MARKET	65,535.69	910.42	.00	66,446.11
CI&S GB MM	75,302.32	1,293.93	.00	76,596.25
FUND TOTALS	9,766.63	6.02	.00	9,772.65
2020 089 CDA DISCRETIONARY FUND				
CASH	8,543.54	193.58	142.74	8,594.38
CASH-OPERATING	.00	.00	.00	.00
C D INVESTMENT	.00	.00	.00	.00
RECEIVABLES	.00	126.53	.00	126.53
FUND TOTALS	8,543.54	320.11	142.74	8,720.91
2020 090 PAYROLL FUND				
PAYROLL FUND	14,193.66	.00	.00	14,193.66
PAYROLL CASH	.00	.00	.00	.00
CASH OPERATING	.00	.00	.00	.00

ACCOUNT NAME	BEGINNING CASH BALANCE	CASH RECEIPTS	CASH DISBURSEMENTS	ENDING CASH BALANCE
FUND TOTALS	14,193.66	.00	.00	14,193.66
2020 096 GENERAL FIXED ASSETS				
CASH	.00	.00	.00	.00
LAND, BLDGS & IMPROVEMENTS	.00	.00	.00	.00
EQUIP, FURN, & FIXTURES	.00	.00	.00	.00
CAPITAL LEASE ASSETS (AUTOS)	.00	.00	.00	.00
CONSTRUCTION IN PROGRESS	.00	.00	.00	.00
FUND TOTALS	.00	.00	.00	.00
2020 097 GENERAL LONG TERM DEBT				
CASH	.00	.00	.00	.00
AMTS TO BE PROV FOR RET OF DEB	.00	.00	.00	.00
FUND TOTALS	.00	.00	.00	.00
GRAND TOTALS	12,096,743.19 12,096,800.42	3,253,224.89 3,253,702.11	3,915,238.43 3,915,506.88	11,434,729.65 11,435,115.65

ACCOUNT NAME	BEGINNING CASH BALANCE	CASH RECEIPTS	CASH DISBURSEMENTS	ENDING CASH BALANCE
2021 045 REGIONAL INTRASTATE TASK FORCE	932.17	.58	.00	932.75
REGIONAL TASK FRC CASH	932.17	.58	.00	932.75
FUND TOTALS				
2021 046 TASK FORCE PROGRAM INCOME	8,297.72	541.97	268.45	8,571.24
TF PROGRAM INCOME-CASH	36,823.06	22.83	.00	36,845.89
STATE BANK MONEY MARKET	45,120.78	564.80	268.45	45,417.13
FUND TOTALS				
GRAND TOTALS	46,052.95	565.38	268.45	46,349.88

Actual transactions done for 045 + 046 period 4 in FY 2021.
 Original period 4 was September 2020 Due to FY Change by Outside
 CPA, Reports for period 4 FY 20 are printing in the new FY
 Jan. 2021.

ACCOUNT # VENDOR	ACCOUNT NAME ITEM/REASON	DATE	BUDGET	BEG BALANCE	PP	DEBIT	CREDIT	ENDING BALANCE
2020 045-103-101	REGIONAL TASK FRC CASH			919.87				
STATE BANK OF DEKALB	JUL19 SB GEN CK INTEREST	08/05/2019	31464R		02	1.47		
STATE BANK OF DEKALB	AUG19 SB GEN CK INTEREST	09/04/2019	31548R		03	1.22		
STATE BANK OF DEKALB	SEPT19 SB GEN CK INTEREST	10/01/2019	31618R		04	.95		
STATE BANK OF DEKALB	OCT19 SB GEN CK INTEREST	11/04/2019	31699R		05	.91		
STATE BANK OF DEKALB	NOV19 SB GEN CK INTEREST	12/02/2019	31773R		06	.78		
STATE BANK OF DEKALB	DEC 2019 SB GEN CK INT.	01/03/2020	31865R		07	1.02		
STATE BANK OF DEKALB	JAN20 SB GEN CK INTEREST	02/04/2020	31933R		08	1.20		
STATE BANK OF DEKALB	FEB20 SB GEN CK INTEREST	03/05/2020	32023R		09	1.09		
STATE BANK OF DEKALB	MAR20 SB NEW GENCK INT	04/02/2020	32099R		10	.29		
STATE BANK OF DEKALB	APR20 SB OLD GENCK INT	04/02/2020	32099R		10	.26		
STATE BANK OF DEKALB	MAY20 SB O/N GENCK INT	05/01/2020	32172R		11	.65		
STATE BANK OF DEKALB	JUN20 SB O/N GENCK INTER	06/03/2020	32254R		12	.66		
STATE BANK OF DEKALB	JUL20 SB GEN CK INTEREST	07/01/2020	32339R		01	.63		
STATE BANK OF DEKALB	AUG20 SB GEN CK INTEREST	08/03/2020	32417R		02	.57		
STATE BANK OF DEKALB	SEP20 SB GEN CK INTEREST	09/01/2020	32483R		03	.50		
STATE BANK OF DEKALB		10/02/2020	32560R		04	.58		
						12.88	.00	932.75
						12.88	.00	932.75

932.17

TOTAL DEBITS/CREDITS FOR CASH ACCOUNT:

*** FUND TOTAL ***
 *** FINAL TOTALS ***

Funds 045 + 046 fiscal year was changed from June - May to October - September per the outside CPA. Due to this change the Reports are not pulling correct information for these funds.

045-103-101
 046-103-101
 046-154-000
 Total 045 + 046 for Sept.

ACCOUNT #	ACCOUNT NAME	ITEM/REASON	DATE	BUDGET	BEG BALANCE	PP	DEBIT	CREDIT	ENDING BALANCE
2020 046-103-101	TF PROGRAM INCOME-CASH				8,187.64				
STATE BANK OF DEKALB	JUL19 SB GEN CK INTEREST		08/05/2019	31464R			13.08		
STATE BANK OF DEKALB	AUG19 SB GEN CK INTEREST		09/04/2019	31548R			10.86		
STATE BANK OF DEKALB	SEP19 SB GEN CK INTEREST		10/01/2019	31618R			8.54		
STATE BANK OF DEKALB	OCT19 SB GEN CK INTEREST		11/04/2019	31699R			8.12		
STATE BANK OF DEKALB	NOV19 SB GEN CK INTEREST		12/02/2019	31773R			6.95		
STATE BANK OF DEKALB	DEC 2019 SB GEN CK INT.		01/03/2020	31865R			9.12		
STATE BANK OF DEKALB	JAN20 SB GEN CK INTEREST		02/04/2020	31933R			10.77		
STATE BANK OF DEKALB	FEB20 SB GEN CK INTEREST		03/05/2020	32023R			9.78		
STATE BANK OF DEKALB	MAR20 SB NEW GENCK INT		04/02/2020	32099R			2.60		
STATE BANK OF DEKALB	MAR20 SB OLD GENCK INT		04/02/2020	32099R			2.37		
STATE BANK OF DEKALB	APR20 SB O/N GENCK INT		05/01/2020	32172R			5.87		
STATE BANK OF DEKALB	CORRECT CASH & EXP ACCT		02/10/2021	0210202101			536.90	536.90	
STATE BANK OF DEKALB	MAY20 SB O/N GENCK INT		02/10/2021	0210202101			5.93		
STATE BANK OF DEKALB	JUN20 SB O/N GENCK INT		06/03/2020	32254R			5.65		
STATE BANK OF DEKALB	JUL20 SB GEN CK INTEREST		07/01/2020	32339R			5.13		
STATE BANK OF DEKALB	TRF CASH TO BALANCE FUND		08/03/2020	32417R				268.45	
STATE BANK OF DEKALB	AUG20 SB GEN CK INTEREST		08/24/2020	0824202001			5.31		
STATE BANK OF DEKALB	CORRECT JE 0824202001		09/01/2020	32483R			268.45		
STATE BANK OF DEKALB	SEP20 SB GEN CK INTEREST		01/26/2021	0126202101			5.07		
STATE BANK OF DEKALB	CORRECT PRIOR JOURNAL ENT		10/02/2020	32560R			268.45		
STATE BANK OF DEKALB	NET DATA BOOKED POST IN E		01/14/2021	0114202101			268.45		
STATE BANK OF DEKALB	NET DATA BOOKED POST IN E		01/22/2021	0122202103				268.45	
STATE BANK OF DEKALB	NET DATA BOOKED POST IN E		01/22/2021	0122202103					
							1,457.40	1,073.80	8,571.24
							1,457.40	1,073.80	8,571.24

8,297.72

TOTAL DEBITS/CREDITS FOR CASH ACCOUNT:

*** FUND TOTAL ***

*** FINAL TOTALS ***

ACCOUNT # VENDOR	ACCOUNT NAME ITEM/REASON	DATE	BUDGET	BEG BALANCE PP	DEBIT	CREDIT	ENDING BALANCE
2020 046-154-000	STATE BANK MONEY MARKET			36,312.54			
STATE BANK OF DEKALB	JUL19 SB MM INTEREST	08/05/2019	31466R	02	61.39		
STATE BANK OF DEKALB	AUG19 SB MM INTEREST	09/04/2019	31550R	03	53.22		
STATE BANK OF DEKALB	SEP19 SB MM INTEREST	10/01/2019	31620R	04	53.95		
STATE BANK OF DEKALB	OCT19 SB MM INTEREST	11/04/2019	31701R	05	46.16		
STATE BANK OF DEKALB	NOV19 SB MM INTEREST	12/02/2019	31775R	06	38.79		
STATE BANK OF DEKALB	DEC 2019 SB MM INTEREST	01/03/2020	31867R	07	42.77		
STATE BANK OF DEKALB	JAN20 SB MM INTEREST	02/04/2020	31934R	08	38.60		
STATE BANK OF DEKALB	FEB20 SB MM INTEREST	03/05/2020	32022R	09	33.01		
STATE BANK OF DEKALB	MAR20 SB MM INTEREST	04/02/2020	32105R	10	27.45		
STATE BANK OF DEKALB	APR20 SB MM INTEREST	05/01/2020	32170R	11	22.43		
STATE BANK OF DEKALB	MAY20 SB MM INTEREST	06/03/2020	32256R	12	21.57		
STATE BANK OF DEKALB	JUN20 SB MM INTEREST	07/01/2020	32341R	01	24.15		
STATE BANK OF DEKALB	JUL20 SB MM INTEREST	08/03/2020	32419R	02	23.60		
STATE BANK OF DEKALB	AUG20 SB MM INTEREST	09/01/2020	32485R	03	23.43		
STATE BANK OF DEKALB	SEP20 SB MM INTEREST	10/02/2020	32562R	04	22.83		
					533.35	.00	36,845.89
					533.35	.00	36,845.89

36,823.06

36,845.89

533.35

533.35

*** FUND TOTAL ***

*** FINAL TOTALS ***

046-103-101
 046-154-000
 Total 046
 for Sept 2020

8,571.24
 36,845.89
 45,417.13

FUND NAME	CHECKING ACCOUNT	CHECKING AMOUNT	TDOA ACCOUNT	TDOA AMOUNT	FUND TOTAL
2020 010 GENERAL FUND	MAIN	117,965.83	MAIN TXPL MAIN SB MM MAIN TCLAS MAIN TA CD	157,514.54 2,581,852.78 2,261,061.38	5,118,394.53
2020 011 DIST & CO COURT LAW FUND	MAIN		MAIN TXPL MAIN SB MM		
2020 012 MAIN ROAD & BRIDGE	MAIN	169,162.71	MAIN TXPL MAIN SB MM MAIN TCLAS	27,544.23	196,706.94
2020 013 H.A.V.A.	MAIN	5,444.86	MAIN TXPL		5,444.86
2020 014 TOBACCO SETTLEMENT	MAIN	18,570.55	MAIN TXPL MAIN RR CD MAIN SB MM MAIN DC CD MAIN RR SV MAIN TX CD MAIN TX SV	59,368.26 991,682.48 15.34 25.00	
2021 016 JUVENILE PROBATION	MAIN	63,944.70	MAIN TXPL MAIN SB MM	147,433.49 129,771.67	341,149.86
2021 017 ADULT PROBATION	MAIN	19,906.40	MAIN TXPL MAIN SB MM	111,936.93 110,884.93	242,728.26
2021 019 SATP TRACK III	MAIN	23,395.93	MAIN SB MM	15,000.00	38,395.93
2021 020 COMMUNITY SVC RESTITUTION	MAIN	21,595.68	MAIN SB MM		21,595.68
2020 021 ROAD AND BRIDGE #1	MAIN	9,753.31	MAIN TXPL MAIN SB MM MAIN TCLAS	85,956.60 183,835.59 411,437.55	690,983.05
2020 022 ROAD AND BRIDGE #2	MAIN	9,914.40	MAIN TXPL MAIN SB MM MAIN TCLAS	96,149.49 341,609.14 168,190.55	615,863.58
2020 023 ROAD AND BRIDGE #3	MAIN	10,303.67	MAIN TXPL MAIN SB MM MAIN TCLAS	28,500.50 221,771.74 52,408.42	312,984.33
2020 024 ROAD AND BRIDGE #4	MAIN	10,668.08	MAIN TXPL MAIN SB MM MAIN TCLAS	81,484.99 232,888.04 20,963.21	346,004.32
2021 025 AIP PROGRAM	MAIN	11,418.79-	MAIN TXPL		11,418.79-
2020 028 CASS COUNTY PARK	MAIN	861.55	MAIN TXPL		861.55
2020 029 FEDERAL-ROAD IMPROVMT 071019MAIN	MAIN	1,861.10	MAIN TXPL		1,861.10
2020 030 LINDEN ENTERPRISE FUND	MAIN	24.27	MAIN TXPL MAIN SB MM		24.27

+ 142,554.63 = 5,260,949.16
 + 3,567.44 = 3,867.44
 + 54,539.68 = 251,246.02

FUND NAME	CHECKING ACCOUNT	CHECKING AMOUNT	TDOA ACCOUNT	TDOA AMOUNT	FUND TOTAL
2020 032 FEDERAL IMPROVEMENT 0711037 MAIN	MAIN		MAIN TXPL		
2021 034 MENTAL HEALTH INITIATIVE PRGM	MAIN	13,445.62	MAIN TXPL		13,445.62
2021 035 CIVIL CHILD SUPPORT PROGRAM	MAIN	32,762.27	MAIN SB MM	51,500.00	84,262.27
2020 036 FEMA DR-1999-TX 2011 WILDFIR	MAIN	10.16	MAIN TXPL		10.16
2021 037 HIGH RISK TREATMENT PROGRAM	MAIN	21,716.68	MAIN TXPL		21,716.68
2020 038 BEAR CREEK FMAG 2965-2011	MAIN	4,345.78	MAIN TXPL		4,345.78
2020 039 TEXAS CDBG CONTRACT 713069	MAIN	9.93	MAIN TXPL		9.93
2020 040 TEXAS CDBG CONTRACT 7216247	MAIN	496.17	MAIN TXPL		496.17
2020 041 LAW LIBRARY	MAIN				
2020 042 INDIGENT DEFENSE GRANT (SB7)	MAIN	31,998.74	MAIN TXPL	15,028.48	47,027.22
2020 043 DIST ATT, ESCROW ACCOUNT	MAIN	324.21	MAIN TXPL		324.21
2020 044 C.D.A.FORFEITURE ACCOUNT	MAIN	14,763.24	MAIN TXPL	29,720.60	45,083.84
2020 045 REGIONAL INTRASTATE TASK FOR	MAIN	930-37 932.75	MAIN TXPL		930.37
2020 046 TASK FORCE PROGRAM INCOME	MAIN	8,281.63	MAIN TXPL	36,751.88	45,033.51
2020 047 CDA-STATE FUNDS	MAIN	9,217.22	MAIN SB MM	36,845.89	45,417.13
2020 048 TEXAS HISTORICAL GRANT	MAIN	5,079.23	MAIN TXPL		5,079.23
2020 049 VSO GRANT FUND	MAIN	658.28	MAIN SB MM	22,991.77	28,071.00
2020 050 ARK LA TEX SEIZ/FORFT.FUND	MAIN	268.45	MAIN TXPL		268.45
2020 051 CDA FORFEITURE FUNDS	MAIN	11,557.69	MAIN TXPL	10,776.99	22,334.68
2020 052 SHERIFF FEDERAL FORFEITURES	MAIN	4,518.10	MAIN TXPL		4,518.10
2020 053 SHERIFF OFFICE DONATIONS FUN	MAIN	1,832.33	MAIN SB MM		1,832.33
2020 054 ELECTION REIMBURSEMENT FUND	MAIN	3,018.92	MAIN SB MM		3,018.92

+ 2,555.00 = 2,555.00

930-37
932.75
45,033.51
45,417.13
9,217.22
+ 4,654.71 = 13,871.93

FUND NAME	CHECKING ACCOUNT	CHECKING AMOUNT	TDOA ACCOUNT	TDOA AMOUNT	FUND TOTAL
2020 055 HOME GRANT PROJECTS 2017	MAIN	22,539.28			22,539.28
2020 056 E.O. FERAL HOG ABATEMENT PGMMAIN		875.09			875.09
2020 057 JP TECH/TRANSACTION/SECURITYMAIN		27,429.82	MAIN SB MM MAIN TCLAS	95,157.58	122,587.40
2020 058 CH1701.157 LEOSE DA/SHER/CONMAIN		21,651.09			21,651.09
2020 059 TEOAF TASK FORCE GRANT			MAIN SB MM		
2020 062 CTIF-01-034 TXDOT GRANT	MAIN	756.92	MAIN SB MM		756.92
2021 063 CASS COUNTY DRUG COURT	MAIN	16,398.52	MAIN TXPL		16,398.52
2021 064 VETERANS PROGRAM	MAIN	28,579.95	MAIN TXPL MAIN SB MM		28,579.95
2020 065 FEMA 4269	MAIN	541.51	MAIN SB MM		541.51
2021 067 PRE-TRIAL DIVERSION	MAIN	11,006.11			11,006.11
2020 069 TEXAS GRANT CDBG # 7219070	MAIN	8.75	MAIN TXPL MAIN SB MM		8.75
2020 070 RIGHT OF WAY FUND	MAIN	20,560.21	MAIN TXPL MAIN SB MM	104,395.93	124,956.14
2020 071 CTIF FY 2020 TXDOT GRANT	MAIN		MAIN TXPL MAIN SB MM		
2020 072 CASS COUNTY FORESTRY FUND	MAIN	25,106.38	MAIN TXPL MAIN SB MM MAIN TX CD MAIN TCLAS	49,370.97 685,291.44	759,768.79
2020 077 CARES ACT 2020 HAVA ELECTIONMAIN		18,114.33	MAIN SB MM	10,018.97	28,133.30
2020 078 CARES ACT 2020-JUDICIAL	MAIN	23,302.04	MAIN SB MM	150,285.01	173,587.05
2020 084 COMBINED INTEREST & SINKING CI&S		15,578.68	CI&S TXPL CI&S SB MM	449,684.41	465,263.09
2020 085 LAW ENFORC.CONSTRUCTION FUNDMAIN		6,866.02	MAIN TXPL MAIN SB MM	12,465.63	19,331.65
2020 086 INTEREST & SINK SERIES 2016 CI&S		9,772.65	CI&S TXPL CI&S SB MM	66,446.11	76,218.76
2020 089 CDA DISCRETIONARY FUND	MAIN	8,594.38			8,594.38
2020 090 PAYROLL	PAYROLL	14,193.66			14,193.66
2020 096 GENERAL FIXED ASSETS					
2020 097 GENERAL LONG TERM DEBT					

+ 15,066.00 = 37,605.28

+ 136.23 = 1,011.32

+ 24,364.86 = 7,966.34

+ 12.29 = 124,968.43

+ 1,271.45 = 466,534.54

+ 377.49 = 76,596.25

+ 126.53 = 8,720.91

FUND NAME	CHECKING ACCOUNT	CHECKING AMOUNT	TDOA ACCOUNT	TDOA AMOUNT	FUND TOTAL
TOTAL		875,730.72		10,309,772.62	11,185,503.34
	*	- 930.37 > 045	045	- 36,751.88	- 930.37 > 045
		+ 932.75	+ 36,845.89		+ 932.75
		- 8,281.63 > 046	10,309,866.63		- 45,033.51 > 046
		+ 8,571.24			+ 45,417.13
		<u>876,022.71</u>		<u>11,185,889.34</u>	
		+ 249,226.31 Receivables		+ 249,226.31 Receivables	
		<u>1,125,249.02</u>			<u>11,435,115.65</u>

Fund 045 + 046 are strictly different due to the FY Changing from June - May to October - September.

$836,185.73 - 930.37 + 932.75 - 8,281.63 + 8,571.24 + 249,266.31 = 1,085,704.03$
 $25,351.33$
 $14,193.66$

 $875,730.72 - 930.37 + 932.75 - 8,281.63 + 8,571.24 + 249,266.31 = 1,125,249.02$

CHECK

836,185.73
 25,351.33
 14,193.66

 875,730.72

TOTAL

TDOA

830,181.40
 6,048,759.25
 2,914,061.11
 15.34
 25.00
 600.00
 516,130.52

 10,309,772.62

TOTAL

CHECK ACCOUNT
 ACCOUNT BALANCE - MAIN
 ACCOUNT BALANCE - CI&S
 ACCOUNT BALANCE - PAYROLL

TDOA ACCOUNT

ACCOUNT BALANCE - MAIN TXPL
 ACCOUNT BALANCE - MAIN SB MM
 ACCOUNT BALANCE - MAIN TCLAS
 ACCOUNT BALANCE - MAIN RR SV
 ACCOUNT BALANCE - MAIN TX SV
 ACCOUNT BALANCE - MAIN GFTCD
 ACCOUNT BALANCE - CI&S SB MM

$36,751.88 + 36,845.89 = 6,048,853.26$

$36,751.88 + 36,845.89 = 10,309,860.63$

1,125,249.02

10,309,860.63

 11,435,115.65 ✓

**TEXPOOL INVESTMENTS
FOR THE MONTH OF SEPTEMBER, 2020**

FUND	BEGINNING BALANCE	INTEREST & PURCHASES	DECREASE	BOOK VALUE
General	157,495.42	19.12	-	157,514.54
Tobacco Settlement	59,361.08	7.18	-	59,368.26
Juvenile Probation	147,415.64	17.85	-	147,433.49
Adult Probation	111,923.38	13.55	-	111,936.93
R & B # 1	85,946.20	10.40	-	85,956.60
R & B # 2	96,137.85	11.64	-	96,149.49
R & B # 3	28,497.05	3.45	-	28,500.50
R & B # 4	81,475.13	9.86	-	81,484.99
Indigent Defense Grant	-	-	-	-
CDA Forfeiture	-	-	-	-
CDA - State Funds	-	-	-	-
CDA Federal Forfeiture Fund	-	-	-	-
Right of Way	-	-	-	-
Forestry	49,365.00	5.97	-	49,370.97
Construction & Renovation	12,464.13	1.50	-	12,465.63
TOTAL	830,080.88	100.52	-	830,181.40

Attached is a letter from TexPool stating the book and market value of their funds.

RESPECTFULLY SUBMITTED THIS 27TH DAY OF JULY, 2021.

Donna Early - M. Shores
 DONNA EARLY
 CASS COUNTY TREASURER

**STATE BANK OF DEKALB
FOR THE MONTH OF SEPTEMBER, 2020**

Attached is a copy of Pledged Securities (Letters of Credit).

CLOC	10,620,000.00
FDIC INSURANCE	500,000.00
BOOK VALUE	-
MARKET VALUE PLEDGED	-
ACCOUNT BALANCES	9,236,552.37
PLEDGED EXCESS	1,883,447.63

RESPECTFULLY SUBMITTED THIS 27TH DAY OF JULY, 2021.

Donna Early - M. Shores

DONNA EARLY
CASS COUNTY TREASURER

**STATE BANK OF DEKALB GENERAL MM
FOR THE MONTH OF SEPTEMBER, 2020**

FUND	BEGINNING BALANCE	INTEREST & PURCHASES	DECREASE	BOOK VALUE
General	3,100,949.17	1,903.61	521,000.00	2,581,852.78
Main R & B	227,472.91	71.32	200,000.00	27,544.23
Tobacco	485,234.83	506,447.65	-	991,682.48
Juvenile Probation	159,679.60	92.07	30,000.00	129,771.67
Adult Probation	150,783.12	30,101.81	70,000.00	110,884.93
SATP Track III	15,000.00	-	-	15,000.00
R & B 1	209,705.20	53,130.39	79,000.00	183,835.59
R & B 2	401,377.95	12,231.19	72,000.00	341,609.14
R & B 3	255,629.07	28,142.67	62,000.00	221,771.74
R & B 4	276,730.14	157.90	44,000.00	232,888.04
Linden Enterprise Fund	-	-	-	-
Civil Child Support Prgm.	51,500.00	-	-	51,500.00
Bear Creek FMAG 2965-2011	-	-	-	-
TX CDBG CONTRACT 7216247	-	-	-	-
Indigent Defense Grant	15,019.17	9.31	-	15,028.48
CDA Forfeiture Account	29,702.08	18.52	-	29,720.60
Task Force PI	36,823.06	22.83	-	36,845.89
Texas Historical Grant	22,977.52	14.25	-	22,991.77
CDA Forfeiture Funds	10,770.32	6.67	-	10,776.99
Sheriff Federal Forfeiture	-	-	-	-
JP Tech/Transaction/Security	85,101.31	10,056.27	-	95,157.58
CTIF-01-034 TXDOT Grant	-	-	-	-
FEMA 4269	-	-	-	-
Right of Way	104,331.22	64.71	-	104,395.93
Cass County Forestry	684,866.59	424.85	-	685,291.44
Cares Act 2020 HAVA Elections	10,012.77	6.20	-	10,018.97
Cares Act 2020 - Judicial	150,191.85	93.16	-	150,285.01
TOTAL	6,483,857.88	642,995.38	1,078,000.00	6,048,853.26

**STATE BANK OF DEKALB CI&S MM
FOR THE MONTH OF SEPTEMBER, 2020**

FUND	BEGINNING BALANCE	INTEREST & PURCHASES	DECREASE	BOOK VALUE
Combined I&S Series 2015	445,939.36	3,745.05	-	449,684.41
I&S Series 2016	65,535.69	910.42	-	66,446.11
TOTAL	511,475.05	4,655.47	-	516,130.52

BALANCE ALL MM ACCOUNTS **6,564,983.78**

RESPECTFULLY SUBMITTED THIS 27TH DAY OF JULY, 2021.

Donna Early - M. Shores
DONNA EARLY
CASS COUNTY TREASURER

**TEXAS CLASS INVESTMENTS
FOR THE MONTH OF SEPTEMBER, 2020**

FUND	BEGINNING BALANCE	INTEREST & PURCHASES	DECREASE	BOOK VALUE
General	2,260,797.36	150,264.02	150,000.00	2,261,061.38
Main R & B	-	-	-	-
R & B 1	411,389.52	48.03	-	411,437.55
R & B 2	168,170.92	19.63	-	168,190.55
R & B 3	52,402.31	6.11	-	52,408.42
R & B 4	20,960.77	2.44	-	20,963.21
TOTAL	2,913,720.88	150,340.23	150,000.00	2,914,061.11

Attached is a letter from Texas CLASS stating the book and market value of their funds.

RESPECTFULLY SUBMITTED THIS 27TH DAY OF JULY, 2021.

Donna Early - M. Shores
 DONNA EARLY
 CASS COUNTY TREASURER

TEXANA BANK CD
FOR THE MONTH OF SEPTEMBER, 2020

FUND	BEGINNING BALANCE	INTEREST & PURCHASES	DECREASE	BOOK VALUE
General	-	-	-	-
TOTAL	-	-	-	-
BALANCE ALL ACCOUNTS	0.00			
FDIC INSURANCE	0.00			

RESPECTFULLY SUBMITTED THIS 27TH DAY OF JULY, 2021.

Donna Early - M. Shores
DONNA EARLY
CASS COUNTY TREASURER

**RED RIVER FEDERAL CREDIT UNION SAVINGS
FOR THE MONTH OF SEPTEMBER, 2020**

FUND	BEGINNING BALANCE	INTEREST & PURCHASES	DECREASE	BOOK VALUE
Tobacco	15.33	0.01	-	15.34
TOTAL	15.33	0.01	-	15.34

**RED RIVER FEDERAL CREDIT UNION CD
FOR THE MONTH OF SEPTEMBER, 2020**

FUND	BEGINNING BALANCE	INTEREST & PURCHASES	DECREASE	BOOK VALUE
Tobacco	253,560.51	513.35	254,073.86	-
TOTAL	253,560.51	513.35	254,073.86	-

BALANCE ALL ACCOUNTS **15.34**
 NCUA INSURANCE **15.34**

Attached is a list of balances for all county funds in the Red River Federal Credit Union.

RESPECTFULLY SUBMITTED THIS 27TH DAY OF JULY, 2021.

Donna Early-M. Shores
 DONNA EARLY
 CASS COUNTY TREASURER

DOMINO FEDERAL CREDIT UNION CD
FOR THE MONTH OF SEPTEMBER, 2020

<u>FUND</u>	<u>BEGINNING BALANCE</u>	<u>INTEREST & PURCHASES</u>	<u>DECREASE</u>	<u>BOOK VALUE</u>
Tobacco	252,331.49	-	252,331.49	-
TOTAL	252,331.49	-	252,331.49	-
BALANCE ALL ACCOUNTS	0.00			
NCUA INSURANCE	0.00			

Attached is a list of balances for all county funds in the Domino Federal Credit Union.

RESPECTFULLY SUBMITTED THIS 27TH DAY OF JULY, 2021.


DONNA EARLY
CASS COUNTY TREASURER

**TEXAR FEDERAL CREDIT UNION SAVINGS
FOR THE MONTH OF SEPTEMBER, 2020**

FUND	BEGINNING BALANCE	INTEREST & PURCHASES	DECREASE	BOOK VALUE
Tobacco	25.00	-	-	25.00
TOTAL	25.00	-	-	25.00

**TEXAR FEDERAL CREDIT UNION CD
FOR THE MONTH OF SEPTEMBER, 2020**

FUND	BEGINNING BALANCE	INTEREST & PURCHASES	DECREASE	BOOK VALUE
Tobacco	-	-	-	-
Cass County Forestry	-	-	-	-
TOTAL	-	-	-	-

BALANCE ALL ACCOUNTS **25.00**
 NCUA INSURANCE **25.00**

Attached is a list of balances for all county funds in the TEXAR Federal Credit Union.

RESPECTFULLY SUBMITTED THIS 27TH DAY OF JULY, 2021.

Donna Early - M. Shores
 DONNA EARLY
 CASS COUNTY TREASURER